

1.

You need 5 things: Brake Cleaner - Valve Cover - Gasket tool - Gasket - Contact Adhesive.




2.


Degrease the inside of the valve cover with the brake cleaner.






- 3.**
Clean seal with the brake cleaner.





4. Apply the gasket on the gasket tool.





5.

Apply contact adhesive to the surface of the gasket.



6.

Apply contact adhesive to the surface of the valve cover



7.


Let glue on both dry for 15-20 minutes



8.


Place the gasket tool on the valve cover (fits exactly!)





9.

Turn the valve cover over so that the tool with the gasket is down.



- 10.**
Evenly apply pressure.



- 11.**
Carefully remove the gasket tool.



12.
The seal is now in place.



